

CCWRD's Mission:

Serving Our Community By Responsibly Sustaining the Water Care Cycle



Clark County
Water Reclamation

"Clean Water Team"

DISTRICT

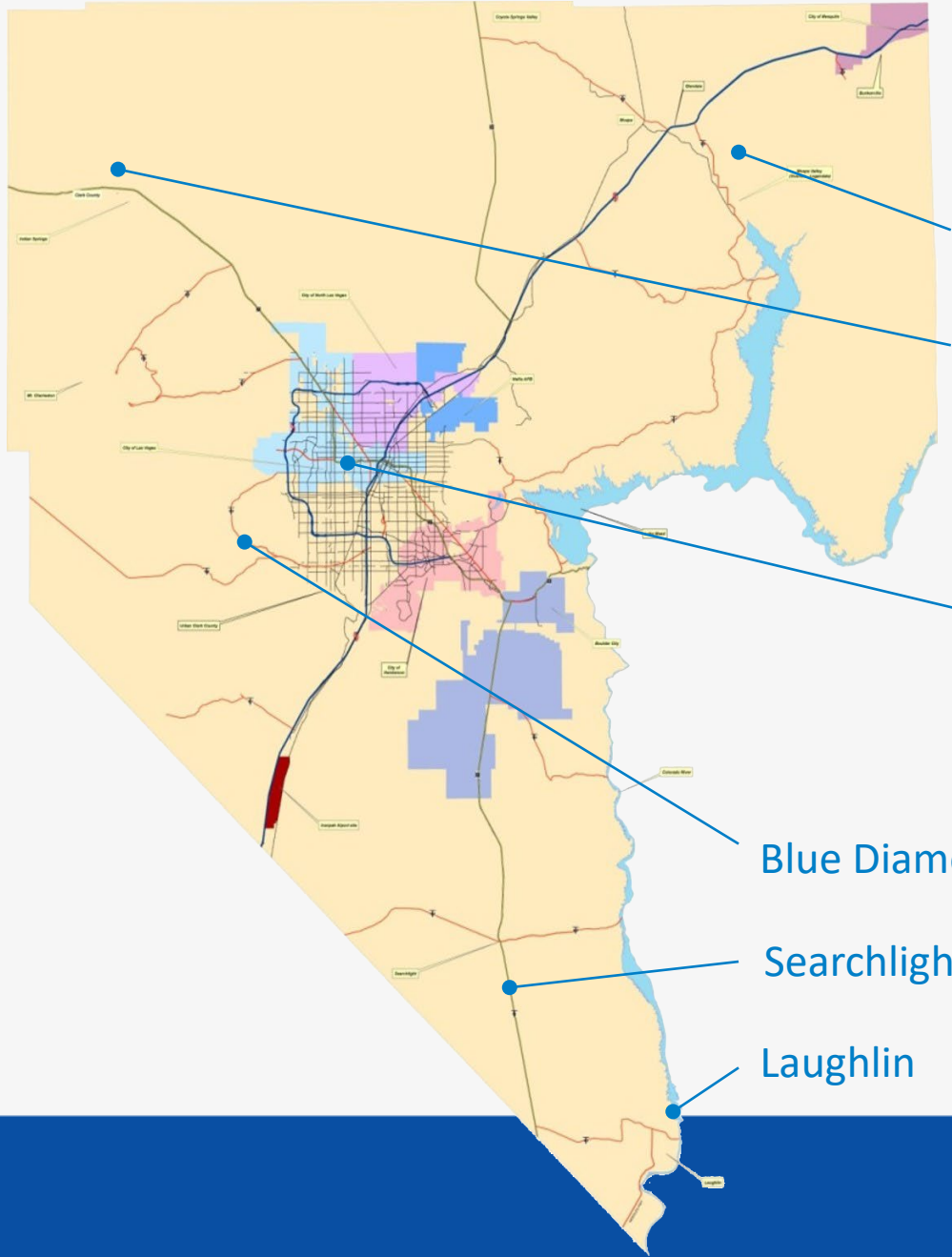
Investing In Clean Water



Supporting the Community...From “Wastewater” to “Clean Water” to a “Return-Flow Credit” Water Resource

Reclaiming Our Water as a Resource

Service Area



Moapa Valley
(Overton, Logandale)

Indian Springs

Las Vegas Valley
(unincorporated)

FWRC : ~ 110.44 MGD
(123,700 Ac-Ft/year)

Blue Diamond

Searchlight

Laughlin

LWRC : ~1.43 MGD
(1,600 Ac-Ft/year)

Capital Improvement Program (CIP)

- Capital Intense Business/Operation
- Capacity / Expansion / System Constraints
- Rehabilitation and Replacement
- CIP (FY 18-23) was advancing to Plan



The Pandemic Impact

2020 - 2023

- **Construction Labor – Availability and Cost**
- **Significant Price Escalations – CIP Materials Costs (30-40+%)**
- **Significant Price Escalations – Chemicals, Utilities - Electrical Power (O&M)**
- **Supply Chain Disruptions – Pumps, Motors, Computer & Electrical**
- **Continued Inflation and Market Prices**



Active CIP Program

Projected

	5 Year CIP		15 Year CIP	
	Projected FY 22/23	Projected FY 23/24	Projected FY 22/23	Projected FY 23/24
Capacity/Expansion	\$668 M	\$710.1 M	\$847 M	\$1,027.2 M
Rehabilitation and Replacement	\$489 M	\$552.1 M	\$882 M	\$989.7 M
Capital Staffing and Program Management	\$42 M	\$44.2 M	\$151 M	\$156.5 M
TOTAL	\$1.20 B	\$1.31 B	\$1.88 B	\$2.17 B

Funding Gap of \$300 M

Citizens Advisory Committee

Serving Community Since 2007

- **Southern Nevada Homebuilders Association**
- **Las Vegas Metro Chamber of Commerce**
- **Latin Chamber of Commerce**
- **Urban Chamber of Commerce**
- **Master Plan Communities**
- **NAIOP Commercial Real Estate Development Association**
- **Restaurants & Associated Builders & Contractors**
- **Nevada Resorts Association**
- **Outlying & Rural Systems**
- **Environmental/Green Alliance Community**
- **Citizen/Low Income/Fixed Income**

-Facilitator: Terry Murphy

-Financial Advisors: Hobbs, Ong & Associates

Citizens Advisory Committee

Considerations

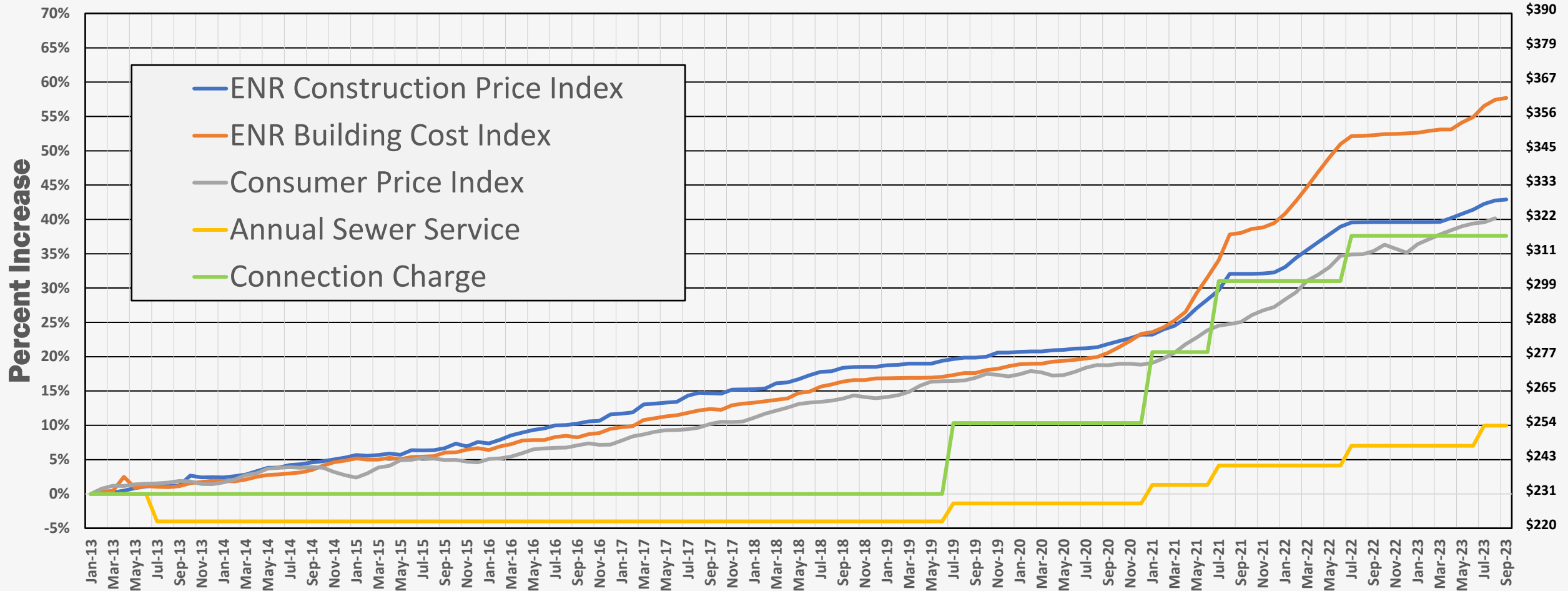
Wastewater Collection and Treatment is:

- Sewage is a smelly, non-glamorous business
- Is critical to the health and safety of Clark County
- A “Capital” Intense, Capital - Driven Business
- Raising rates is always difficult to our Customers
- Highly scientific treatment operation
- Governed by the Federal Clean Water Act
- Classified as a Critical Infrastructure
- Generates a water resource – Return Flow Credits
- Active Capital Improvement Program (CIP)
- CIP is supported by Rates and Debt
- Current Debt Principal amount is \$688.8 M
- Sensitivity to the ratepayer



Sewer Charges Vs. Cost Index Comparison

January 2013 to Present



Sewer Service Charges

Annual Sewer Service Charge

- Current charge is \$253.20 per ERU
- Increases 2.75% annually until 2029 (previously approved in 2019)
- Significantly lagging the Cost Index
- Recognized “Rate Capacity” Exists

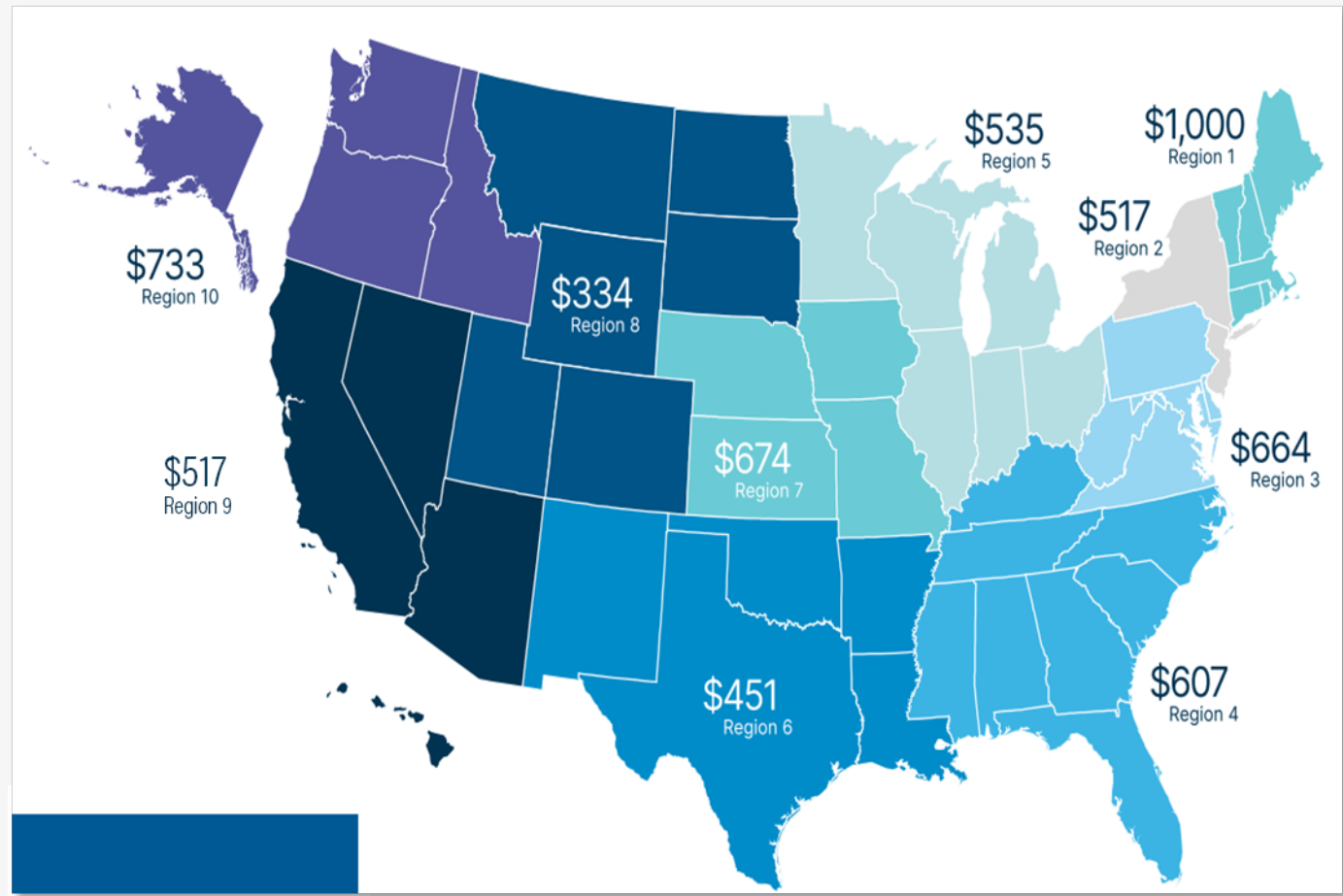
Cost of Clean Water Index

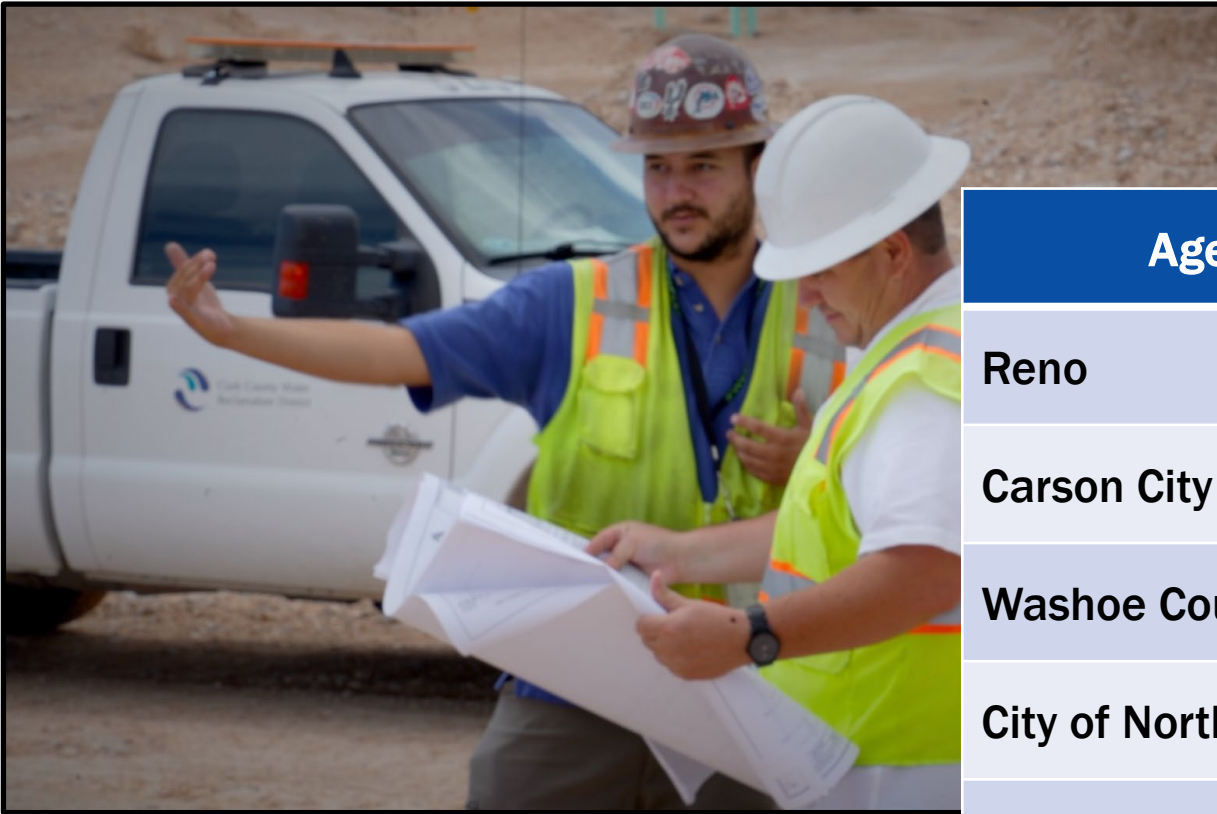
Region 9
Number of Agencies 25
Population (in Millions) 22.1

2022 CHARGE

Average \$516.74
Median \$530.22
Minimum \$246.44
Maximum \$1,325.04

→ CCWRD





Statewide Rate Comparison

Current

Agency	Annual Sewer Service Charge
Reno	\$684.60
Carson City	\$557.16
Washoe County	\$425.28
City of North Las Vegas	\$418.08
City of Henderson	\$328.20
City of Las Vegas	\$289.12
CCWRD	\$253.20

CAC Recommendations: A Balanced Approach

- Formed Consensus for New Rates Needed to Support CIP
- Proposed Rates should Use Hybrid Approach –
 - Balance of:
 - New Rates & Additional New Debt**
to minimize the Annual Sewer
Service Charge increase



Annual Rates Across Wastewater Agencies

Nevada		Projected					
	Fiscal Year:	2024	2025	2026	2027	2028	2029
City of North Las Vegas		418.08	430.62	443.54	456.85	470.55	484.67
City of Henderson		345.36	352.27	359.32	366.51	373.84	381.32
City of Las Vegas		289.12	310.80	334.11	359.18	386.12	415.08
Clark County Water Reclamation District		253.20	273.48	295.36	307.16	319.44	333.84
Percentage Increase			8.0%	8.0%	4.0%	4.0%	4.5%
Monthly Increase			\$1.69	\$1.82	\$0.98	\$1.02	\$1.20

Up to \$150 Million in New Debt

Proposed Changes to the Service Charge and Service Rules

Per Equivalent Residential Unit (ERU)

<u>Effective Date</u>	<u>Per ERU</u>
Current	\$253.20
July 1, 2024	\$273.48
July 1, 2025	\$295.36
July 1, 2026	\$307.16
July 1, 2027	\$319.44
July 1, 2028	\$333.84
Annual increase of 2.75% after 6/30/29	

Other Service Rules Updates:

- **Modify the Account Charge from \$16 Annually to \$4 Quarterly.**
- **Adopt the ENR Building Cost Index for the yearly Connection Fee adjustment comparison.**
- **Under certain conditions, may require a revised point of connection for unauthorized use of system capacity.**
- **Administrative definition and language changes for better clarity.**



Thank you to the
Citizens Advisory Committee
for their time and assistance
devoted to the rate
recommendation



Have Questions or Need Information, Please Contact Us

**Clark County Water Reclamation District
5857 East Flamingo Road
Las Vegas, NV 89122**

**Communication Services:
Bud Cranor, (702) 668 – 8046**

We Clean the Water!