


Fiscal Year 2026 Rates and Charges

Approved by the Airline and Airport Affairs Committee
formally on May 1, 2025



HARRY REID
INTERNATIONAL
LAS VEGAS





Record-Breaking Year

- **58.4 million passengers** in 2024 (Our 3rd consecutive record year)
 - Previous annual record: 57.6 million passengers in 2023
- **International air travel surged to 13.6%** compared to 2023
 - New and additional routes connecting LAS to Dublin, London, Manchester, Seoul, Ottawa, Montreal, & Tijuana
- FAA reported **612,457 total operations** (takeoffs and landings) in 2024
 - Ranking that the 4th most operations since 1989
- October was the **second-busiest month on record** with 5.4 million passengers
- Las Vegas was the **5th busiest TSA Checkpoint** in the nation in October
- Super Bowl, Formula 1, & other World-Class Events brought millions to Las Vegas!



Trending Slowdown

- **Gaming** in Nevada was down 1.75% in March (the Strip reported 4.78% reduction)
- **Visitor volume** was down 7.8%
- **Retail sales tax** was down 8.8%
- **Air travelers** were down 3.9% in March (the decline continued in April and was down 3.4%)
 - **Canadian** carriers reported down 20.2% nationally in visits to the US (14.9% down in March for Las Vegas)
 - **Mexican** carriers reported down 8% nationally (6.2% in Las Vegas)
 - **Overseas** visits reported down 3.8% nationally
- **April 2025** has reported another decline in Consumer Confidence, making it the 5th consecutive month of decline

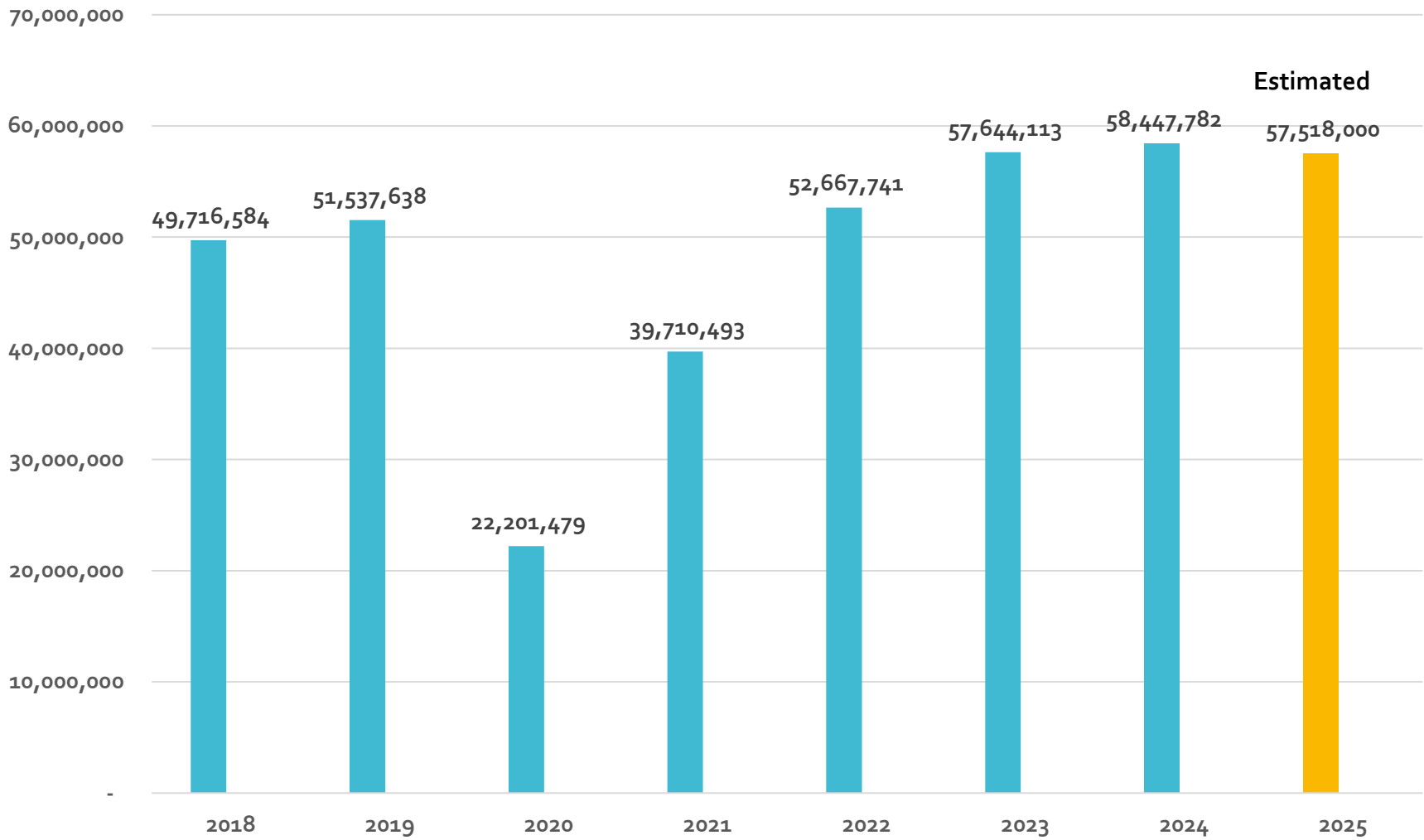
Passenger Volume

2018 to 2024 with 2025 Estimated



HARRY REID
INTERNATIONAL
LAS VEGAS

Total Passengers 2018-2024 (w/ Estimated 2025)

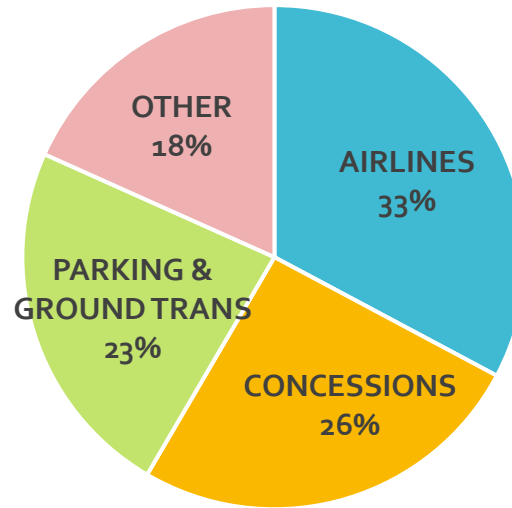


[Statistics at Clark County Department of Aviation](#)

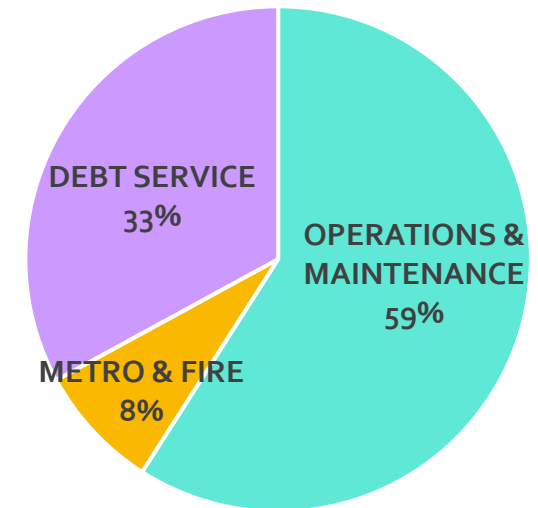
Rate-Based Revenues & Expenses FY2026 Budget



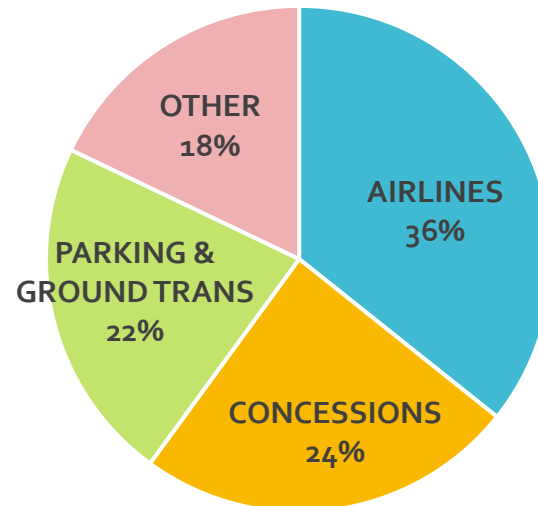
REVENUES FY2025 BUDGET



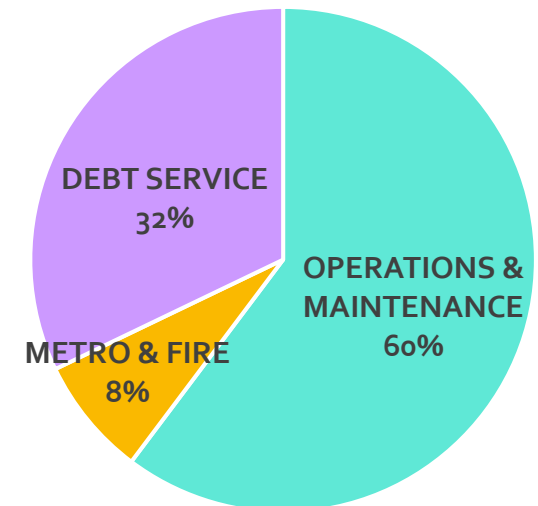
EXPENSES FY2025 BUDGET



REVENUES FY2026 BUDGET



EXPENSES FY2026 BUDGET

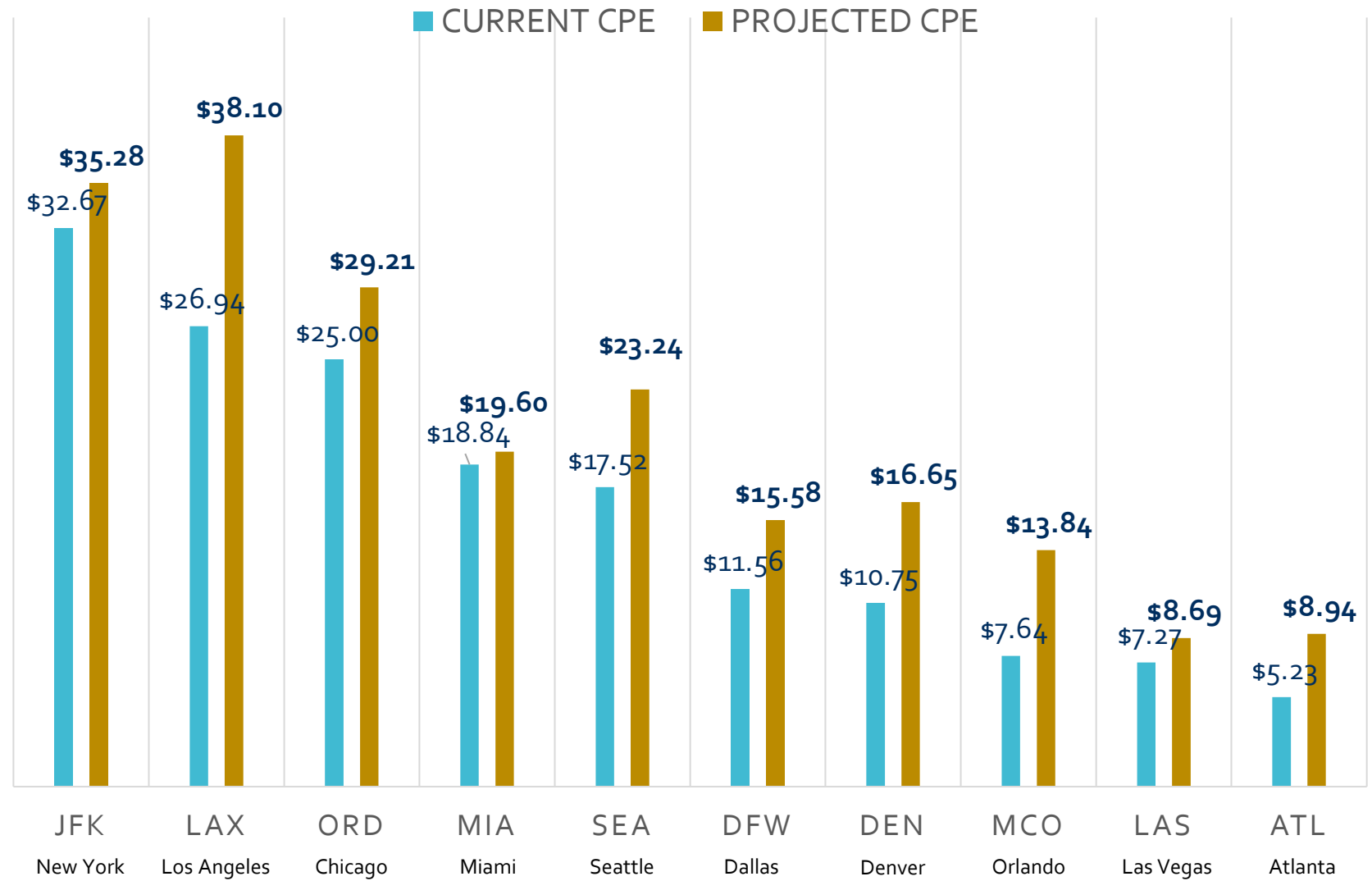


COST PER ENPLANEMENT

Top 10 Origin &
Destination Airports



HARRY REID
INTERNATIONAL
LAS VEGAS



Source: DWU Consulting LLC – Large Hub Cost Per Enplaned Passenger | Bank of America – Future Capital Plans – Latest and Projected CPE (Large Hub Airports)

RATES AND CHARGES

FY2022 to FY2026



HARRY REID
INTERNATIONAL
LAS VEGAS

BUDGETED RATES

DESCRIPTION	FY22	FY23	FY24	FY25	FY26
Landing Fee	\$1.33	\$1.32	\$0.94	\$1.20	\$1.49
Terminal Rental Rate	\$156.29	\$127.21	\$116.25	\$127.34	\$152.62
Common Use Passenger Fee	\$1.98	\$1.22	\$1.09	\$1.18	\$1.41
FIS Use Passenger Fee (Federal Inspection Services)	\$8.50	\$8.50	\$8.50	\$8.50	\$8.50
Gate Use Fee	\$183,428	\$196,414	\$196,408	\$230,362	\$221,524
Aircraft Turn Fee (Narrow Body)	\$399	\$360	\$276	\$292	\$333
Aircraft Turn Fee (Wide Body)	\$598	\$540	\$414	\$437	\$500
Budgeted CPE (Cost Per Enplaned Passenger)	\$12.17	\$8.31	\$6.49	\$7.27	\$8.69
Actual CPE (Cost Per Enplaned Passenger)	\$6.68	\$6.78	\$5.10	TBD	TBD

Airline & Airport Affairs Committee Members

Approval of Fiscal Year 2026
Rates by AAAC – May 1, 2025



HARRY REID
INTERNATIONAL
LAS VEGAS

Signatory Airline Members

1. Air Canada
2. Alaska Airlines
3. Allegiant Air
4. American Airlines
5. British Airways
6. Delta Air Lines
7. Frontier Airlines
8. Hawaiian Airlines
9. JetBlue Airways Corporation
10. Southwest Airlines
11. Spirit Airlines
12. United Airlines
13. WestJet

Southwest Airlines Co.
David Sellers – Sr. Advisor
P.O. Box 38811
Dallas, Texas 75235-1811
214-792-4909 o 404-310-8489 m
E-mail: david.sellers@wnco.com

Southwest



May 1, 2025

Ms. Rosemary A. Vassiliadis
Director, Clark County Department of Aviation
Harry Reid International Airport
5757 Wayne Newton Blvd.
Las Vegas, NV 89119

Re: Approval of the Proposed Airline Rates and Charges - Fiscal Year Ended June 30, 2026

Dear Rosemary,

Thank you once again for your gracious hosting of the annual AAAC Rates and Charges meeting on April 22, 2025. As always, you and your team were extremely informative in discussing all of the exciting developments transpiring in and around the airport and very thorough in your review of the airport financial data.

In light of the increases in the rates and charges, the airlines asked for a few additional days to review the comprehensive information presented at the meeting and we thank you for allowing us this time. As of the date of this letter, all questions have been answered and the cost-benefit analysis related to the proposed DOA Administration Building has been received and reviewed by the carriers without further comment. Therefore, please accept this correspondence as formal notification of the LAS air carrier's support for the proposed rates and charges for the Fiscal Year ending June 30, 2026, and our support for the capital expenditures planned for the new FY.

As always, it was a great pleasure meeting with you and your team. Thank you for your wonderful hospitality and please don't hesitate to contact me if you have any questions.

Sincerely,

DP Sellers

David Sellers
SOUTHWEST AIRLINES CO.
Chair - LAS Airline and Airport Affairs Committee

Cc: LAS AAAC