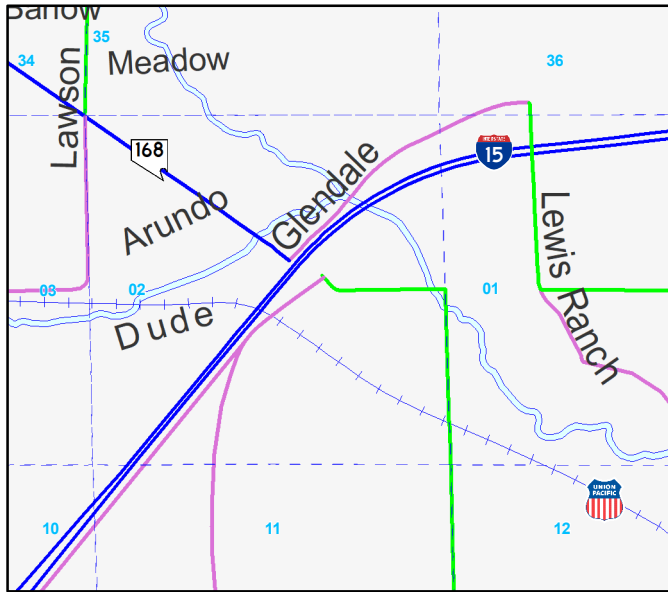
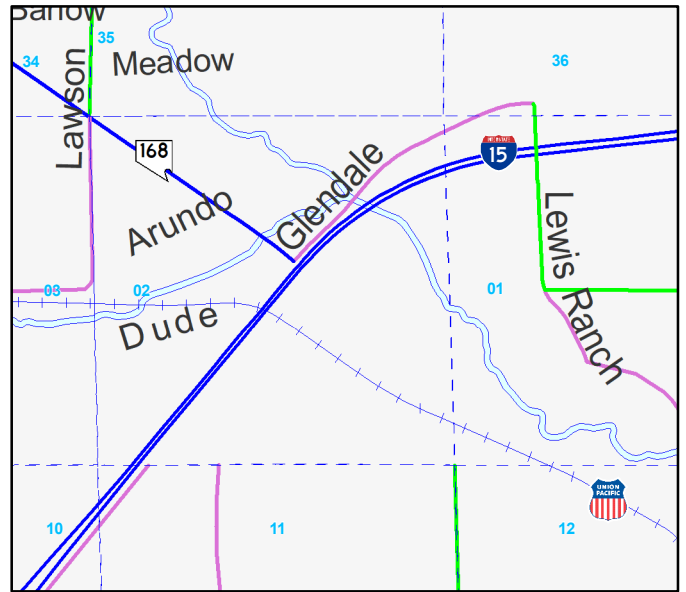


PAGE INTENTIONALLY LEFT BLANK



Adopted













Requested

Transportation Element

PA-20-700150

Glendale/Moapa
Clark County, Nevada

-  Beltway
-  Las Vegas Blvd (300+ ft R-O-W)
-  Las Vegas Blvd (200+ ft R-O-W)
-  Interstates/State Hwys (per NDOT)
-  Arterials (120+ ft R-O-W)
-  Arterials (100+ ft R-O-W)
-  Collectors (80+ ft R-O-W)
-  Collectors (60+ ft R-O-W)
-  Railroads
-  Interchanges

Note: Categories denoted in the legend may not apply to the presented area.