

Clark County American Rescue Plan Act Workshop



July 14
Affordable Housing



Management
Partners



Purpose

- Review American Rescue Plan Act (ARPA)
- Review Clark County demographics and pandemic impacts
- Identify community housing needs and opportunities
- Discuss community priorities for ARPA funds

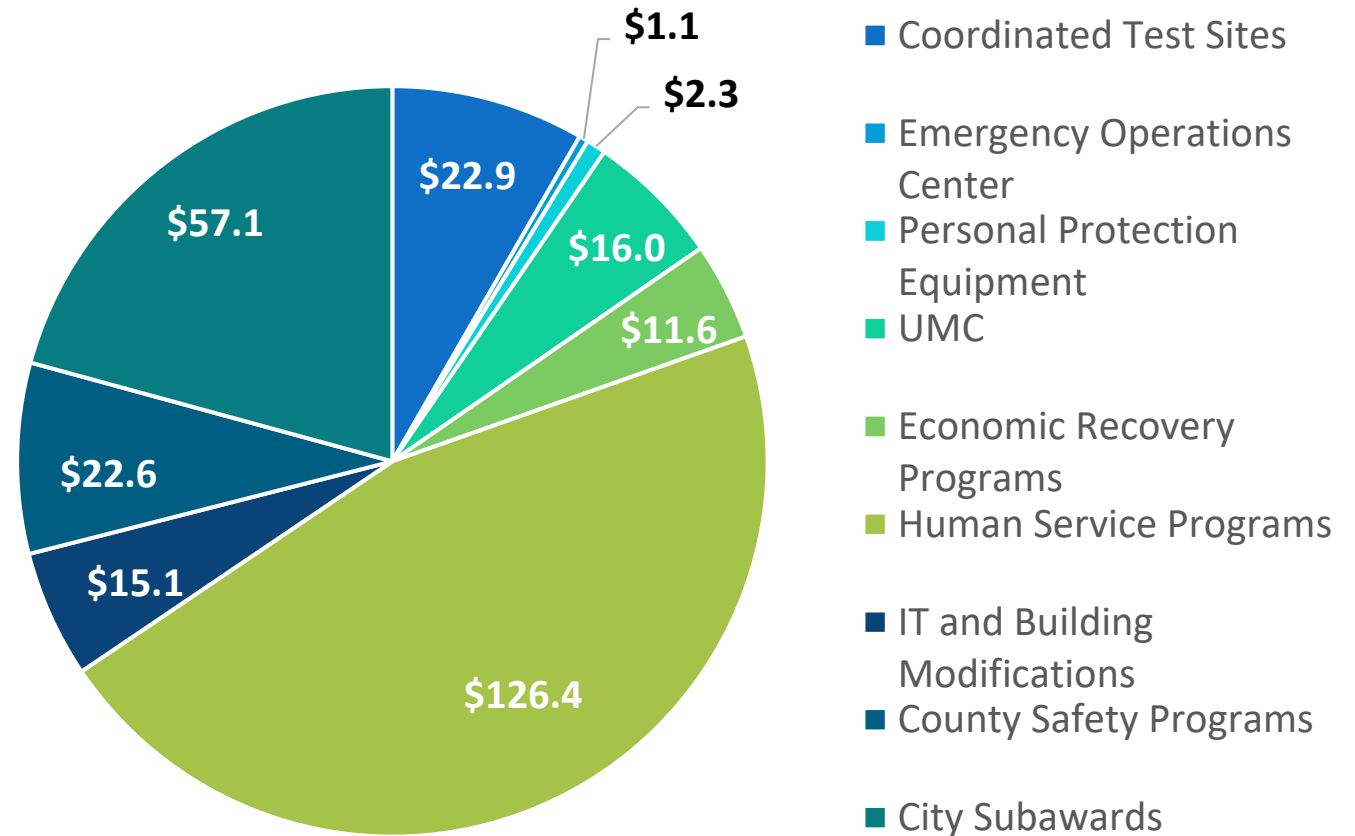


ARPA and Other Federal Funding

Previous Use of Federal Funds as of January 2021

- CARES Act passed in March 2020
 - Allocated \$150 billion to state and local governments
 - Total of \$31.7 million in rental assistance funds awarded to Clark County
- Clark County received and allocated over **\$275 million** in federal funding

Total Dollars through December 30, 2020 in millions



Key Outcomes of Previous Uses of Federal Funding

Financial Assistance

- 16,000 households received rental assistance
- 63,400 utility accounts paid
- 1,300 eviction mitigation referrals
- 314 evictions mitigated

Basic Needs Assistance

- 2.1 million meals/food to individuals and households
- 5,200 distance learning services
- 4,400 households provided rent and/or utility assistance
- 5,900 individuals and households provided counseling services
- 248 individuals provided shelter services



Key Outcomes of Previous Uses of Federal Funding

Congregate Care

- 4,200 bed days provided
- 358 individuals sheltered
- 180 medical services provided
- 12,600 meals provided
- 100% occupied as of December 31, 2020

Emergency Leasing and Shelter

- 48,800 bed days provided
- 760 individuals and households housed
- 290 medical services provided
- 146,400 meals provided
- 105% occupied as of December 31, 2020



About the American Rescue Plan Act (ARPA)

- ✓ Signed into law by President Biden on March 11, 2021
- ✓ Provides \$1.9 trillion in funding over the next several years to help the US recover from the COVID-19 pandemic
- ✓ Clark County to receive **\$440 million** from ARPA over the next two years
 - ✓ First interim report due August 31, 2021



Approved Uses of Funding

1. Public Health

- COVID-19
- Behavioral Health
- Payroll

2. Economic Impacts

- Households
- Public Sector
- Hardest-Hit Communities
- Small Businesses and Nonprofits

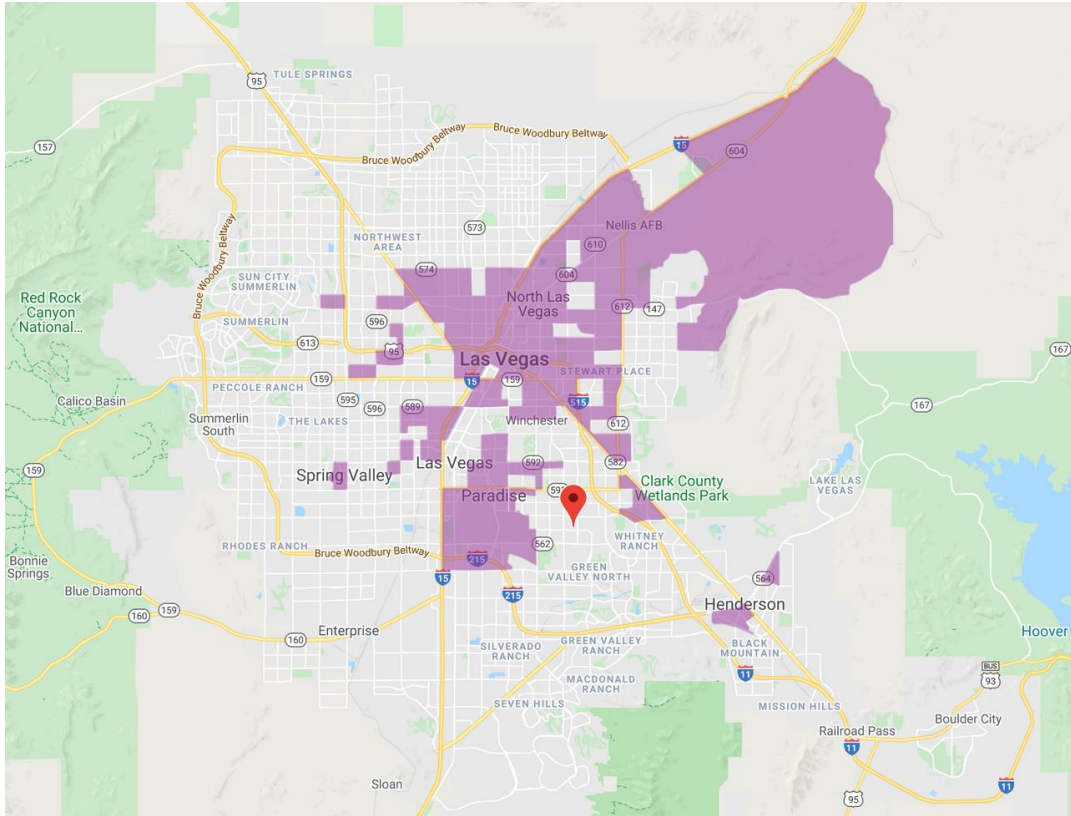
3. Revenue Loss

4. Premium Pay for Essential Workers

5. Water, Sewer and Broadband Infrastructure



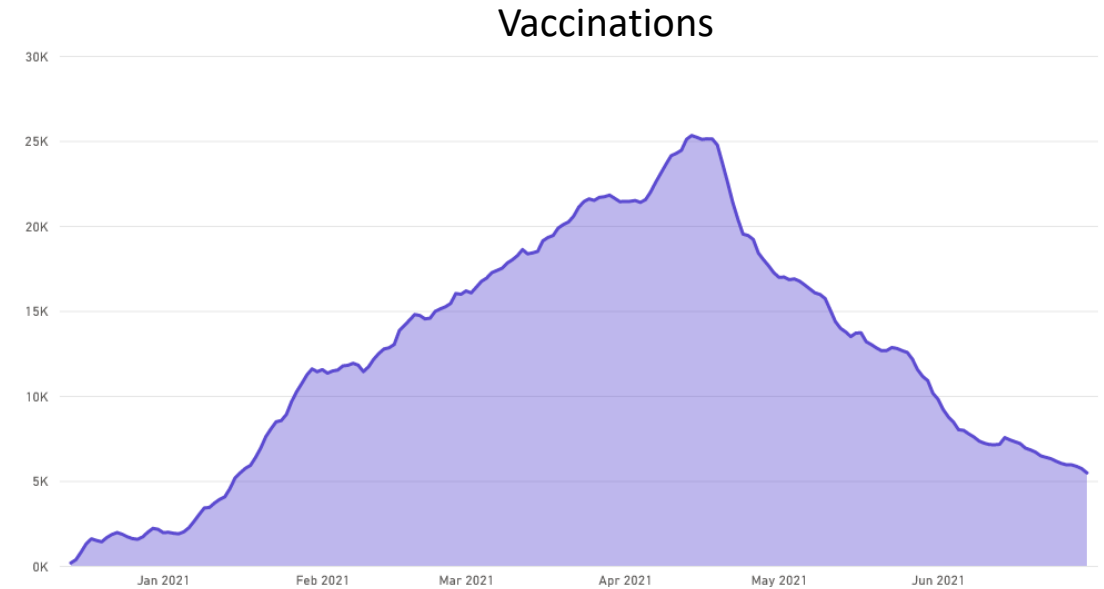
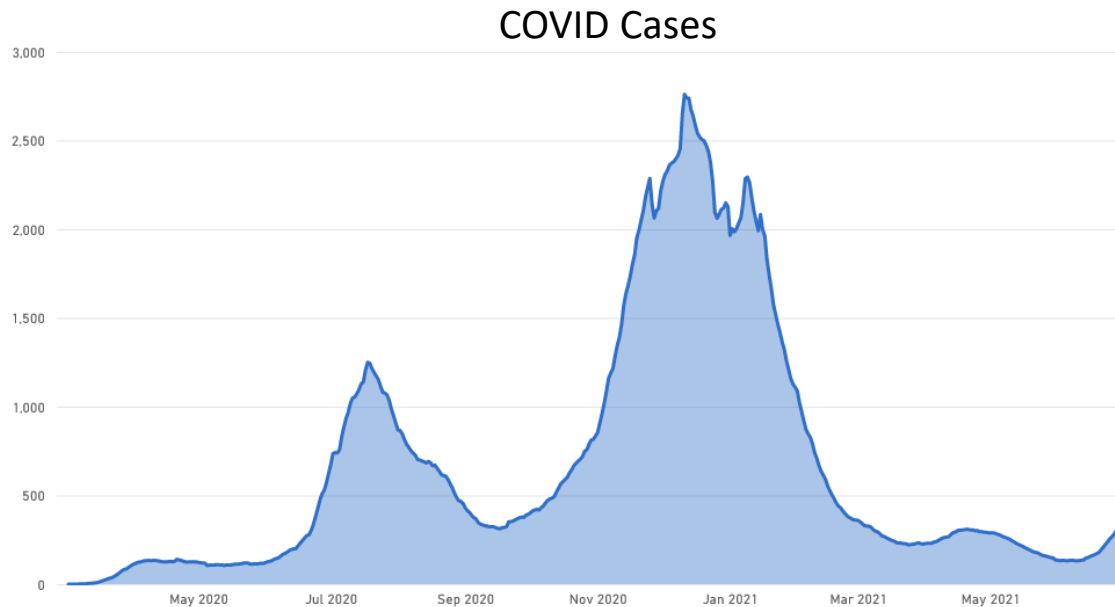
More Uses are Authorized in Qualified Census Tracts (QCT)



- Half (50%) or more of households with incomes below 60% of the Area Median Gross Income or a poverty rate of 25% or more
- Expanded uses of ARPA funding within QCTs
 - Address Educational Disparities
 - Invest in Housing and Neighborhoods
 - Promote Healthy Childhood Environments

Impacts of the Pandemic

Public Health Impacts of COVID-19



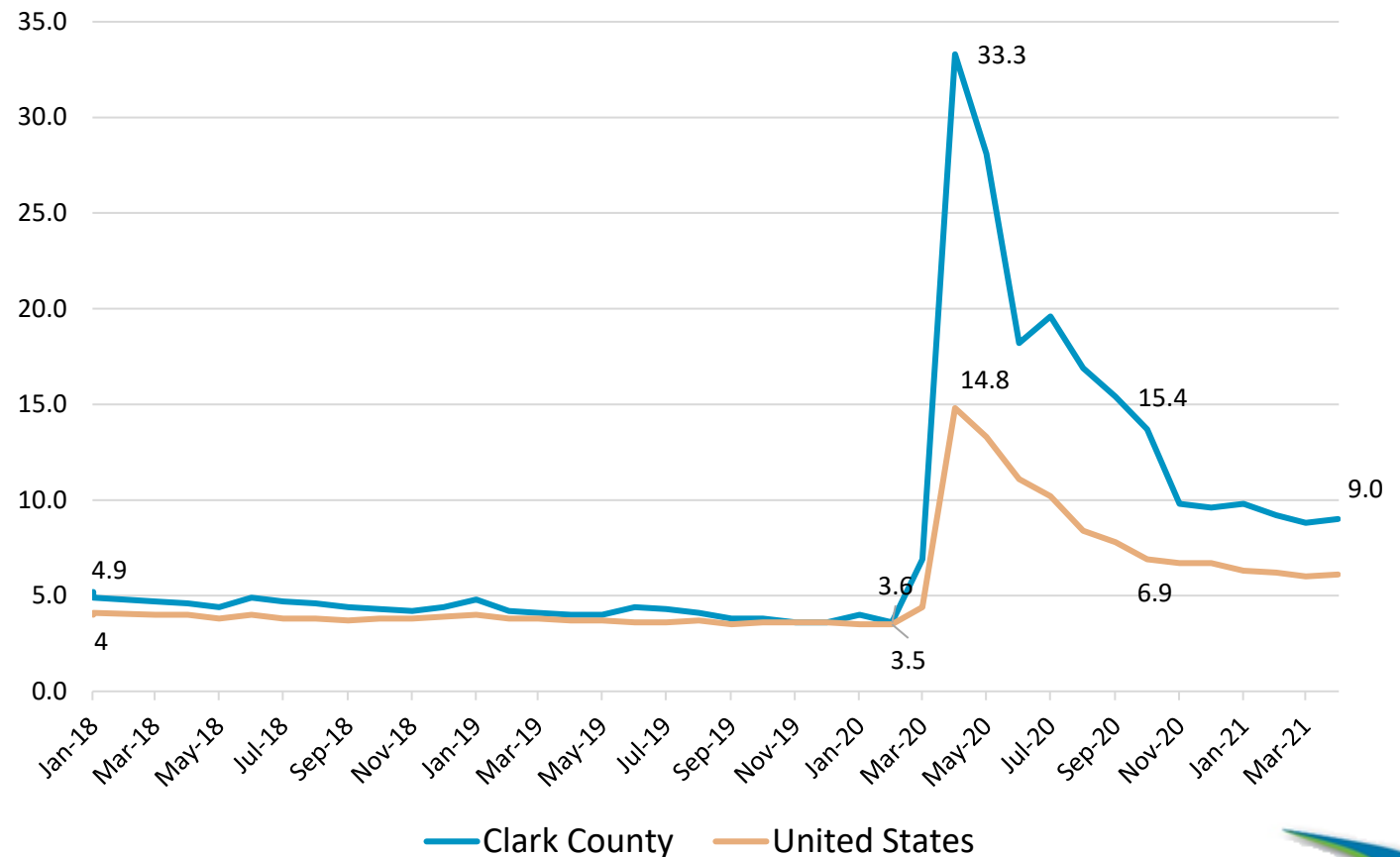
- ✓ Cases declining since peak in December 2020, but recent rise as of July 2
- ✓ As of June 28, 2021, population age 12 and over were **43.53% vaccinated**



Unemployment

- Unemployment rate has been declining since March 2020, but not yet to pre-pandemic levels
- Unemployment rate reached more than **double the national rate** in Spring 2020 and is still higher than the national rate
- Clark County has **lower average weekly wages** than national average
 - U.S. = \$1,339
 - Las Vegas Area = \$1,141
- Tourism business in Las Vegas is returning quickly, with major organizations like Cirque du Soleil resuming operations this summer

Clark County and U.S. Unemployment



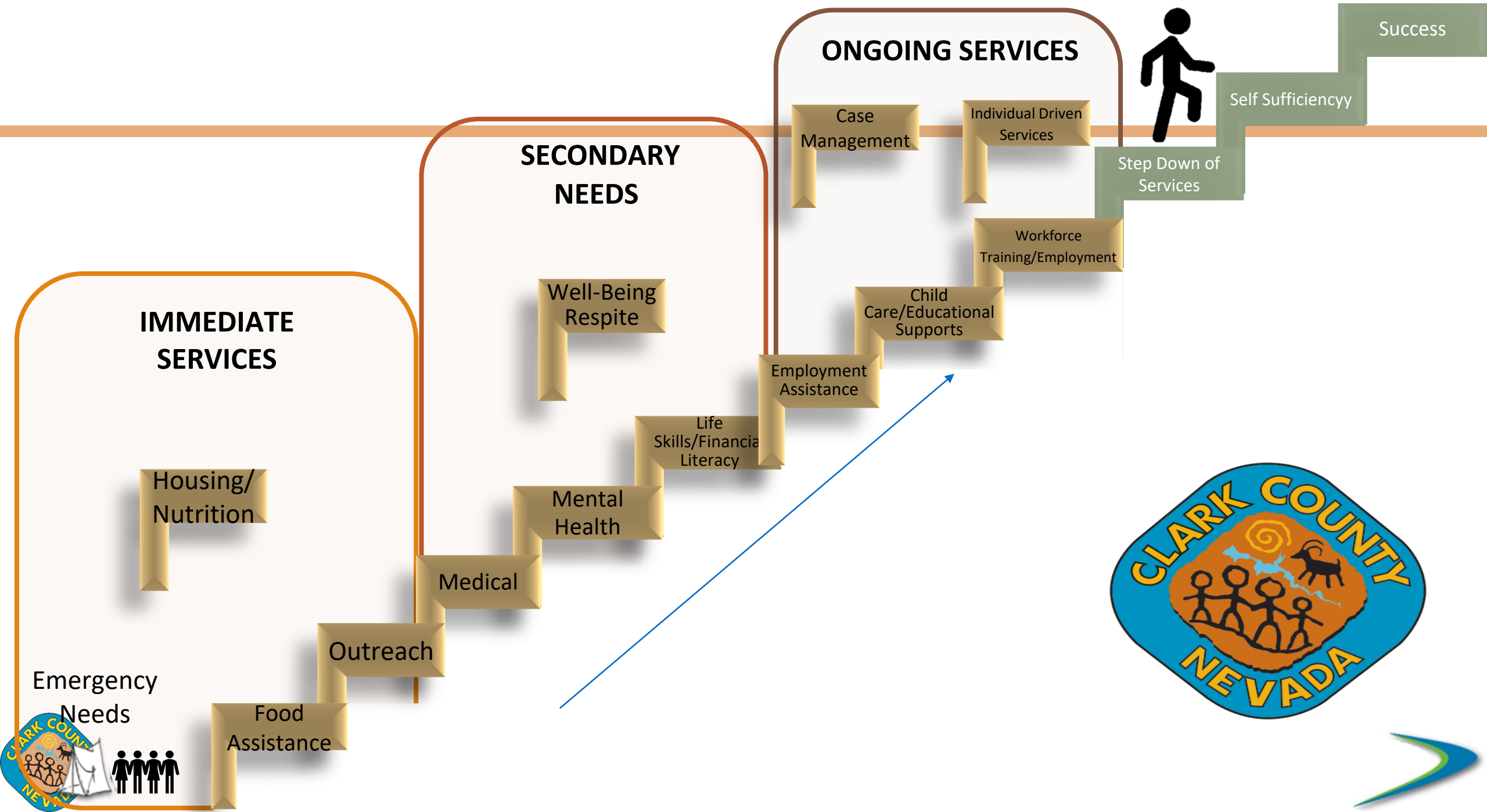
Assistance to the Community
Expended \$33M
March 2020 - Current



Basic Needs Assistance Program

- Homeless Prevention Diversion/Emergency Services
- Food Assistance/Nutrition
- Food Delivery Community Wide, Unemployed, Seniors and Disabled
- Outreach to Disproportionately Impacted Communities
- Behavioral Health Services and Supports
- Landlord/Tenant Counseling
- Homeless Services/Shelter
 - Entry Point to address Emergency needs
- Domestic Violence Services
- Child Care Assistance and Youth Educational Support







Assistance to the Community





Projected Need \$40M (Annual)

August 2021-December 2022

- **Food Assistance/Nutrition**
 - Mobile Food Outreach
 - Food Delivery
- **Food Delivery for Seniors and Disabled**
 - Ongoing Need, Fixed Income, Increased Rental Obligations
- **Mental Health Services**
 - Individuals, Children, Youth, and Families
 - Mobile Outreach
 - Medical and Behavioral Health Centers (Medical Home)
- **Domestic Violence Services**
 - Increased Response and Supports
- **Child Care Assistance**
 - Supporting Non-Traditional School Models
 - Supporting Workforce Re-Training Needs
- **Youth Educational Support**
 - Mental Health
 - Hybrid Impacts- Tutoring and Support Services
- **Homeless Services**
 - Emergency Needs and Flexibility Funding
 - Repairs, One-Time Costs, Supports divert from deeper end service needs
- **Non-Profit Capacity Building**
 - Continued build out to support recovery over 24 months
- **Landlord/Tenant Counseling**
 - Supports and Case Management to address needs to maintain housing
- **Employment Assistance**
 - Workforce Training/Re-Training
 - Assistance to Support Shifts from previous Norms
- **ID/Document Readiness**
 - Supports Employment and Program Eligibility
- **Transportation Assistance**
 - Public Transportation
 - Emergency Flexibility needs
 - Workforce
 - Mental Health, Medical Access
- **Financial Literacy**
 - Sustainability and Improvement in Recovery
 - Housing, Basic Needs, Financial Planning
- **Life Skills Training**
- **Grassroots Social Service Community Outreach**
 - Outreach to diverse populations to eliminate barriers to services







FRONT DOOR SERVICES

	OUTREACH 	PREVENTION 	DIVERSION 	RAPID EXIT 
What We Need	5+ & ACT	0	1,500 hhs	4,500 hhs
What We Have	4	\$193,000,000	0	0
Unmet Need (GAP)	1 team & ACT	0	1,500 hhs	4,500 hhs
Funding Gap (calculated for 5 years)	\$3,835,000	0	\$33,750,000	\$101,250,000
Yearly Maintenance year 6 and after	\$767,000	\$5,250,000	\$6,750,000	\$20,250,000



hhs=households/people

CRISIS INTERVENTIONS

	EMERGENCY SHELTER 	BRIDGE HOUSING 	WELL BEING RESPITE 	TRANSITIONAL HOUSING 
What We Need	1,000 beds	Varies	100 beds	1,500 beds
What We Have	1,000 beds	150 beds	38 beds	500 beds
Unmet Need (GAP)	0	Varies	62 beds	1,000 beds
Funding Gap (calculated for 5 years)	\$0	?	\$2,500,000	\$63,000,000
Yearly Maintenance year 6 and after	\$0	?	\$502,000	\$12,600,000



About Clark County's Need for Affordable Housing

County Priorities

- **Safe & Secure Communities**
 - Sustain Clark County's place as a safe community to live, work and play for all residents and visitors.
- **Collaborative Community Engagement**
 - Collaborate with the public to encourage inclusive community-based problem solving and boost involvement.
- **Serving the Community**
 - Treat every interaction as an opportunity to welcome the public and deliver outstanding and respectful service.
- **Strong Communities**
 - Cultivate resources and services that promote safe, nurturing and stable communities where people prosper.
- **Affordable and Livable Communities**
 - Create a community where residents have access to stable and affordable housing, support services & economic opportunities.
- **Connecting the Community**
 - Deliver a comprehensive, reliable and connected transportation network to move people efficiently, economically and safely.



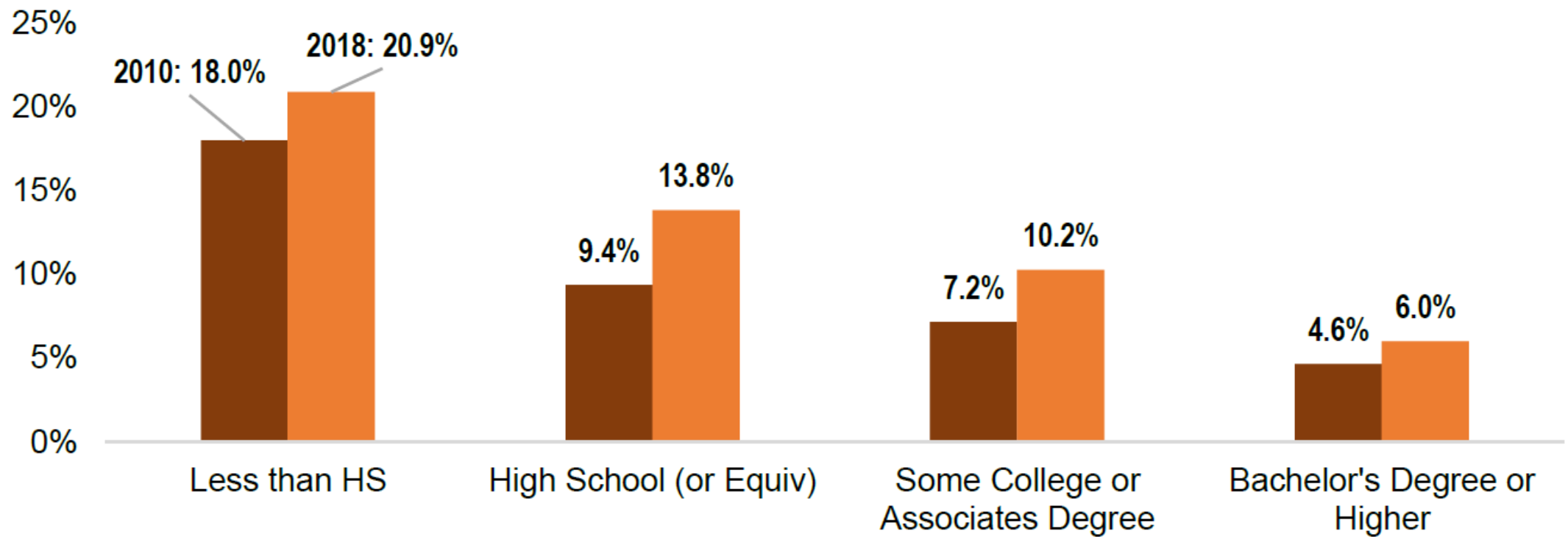
County Demographics

- Population: **2,266,715**
- Population change, 2010 to 2019: **+16.2%**
- Median household income: **\$59,340**
- Percent with bachelor's degree or higher, age 25+: **24.5%**

Race/Ethnicity	Percent
Black or African American	13%
American Indian and Alaska Native	1%
Asian	10%
Native Hawaiian and Other Pacific Islander	1%
Two or More Races	5%
Hispanic or Latino	32%
White alone, not Hispanic or Latino	42%



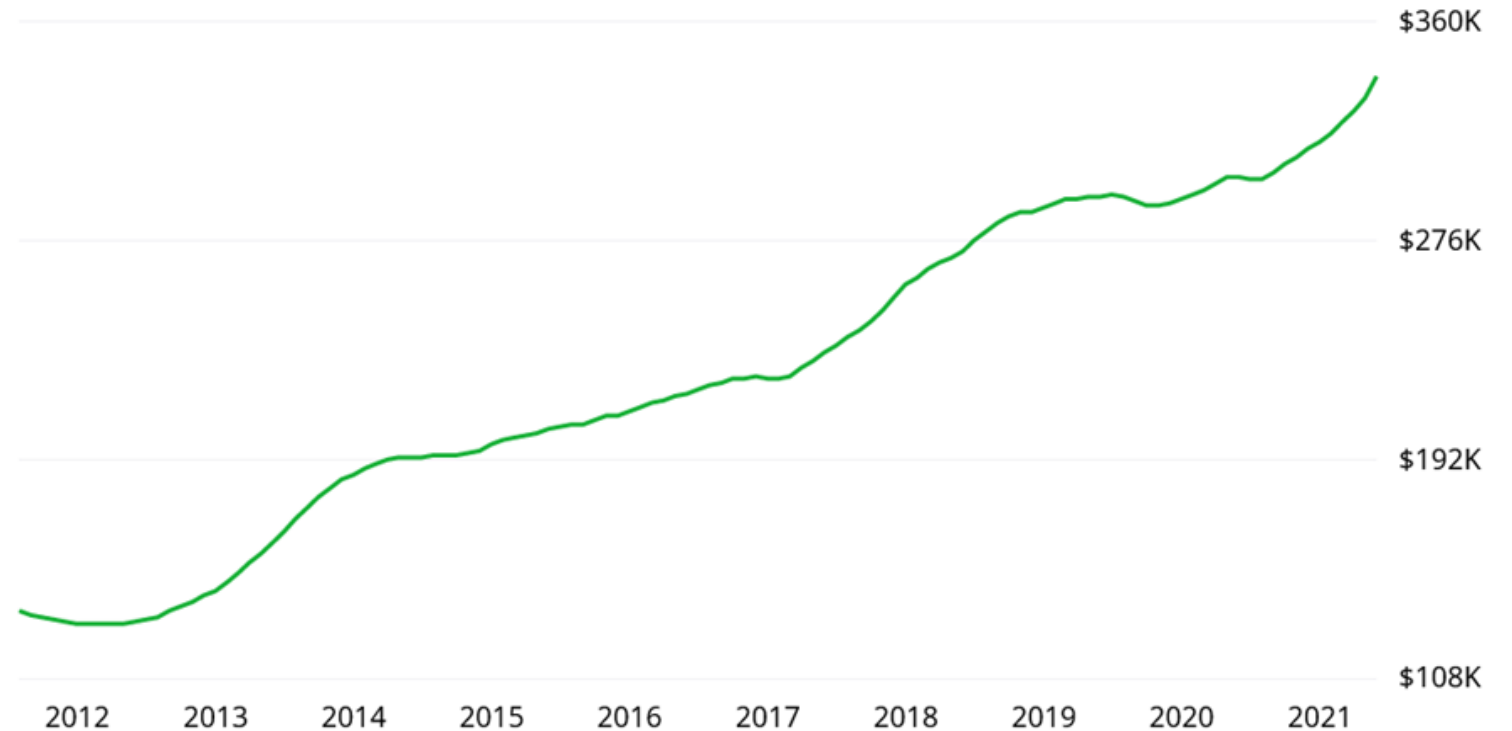
County Poverty Rate by Education Level



Housing Overview

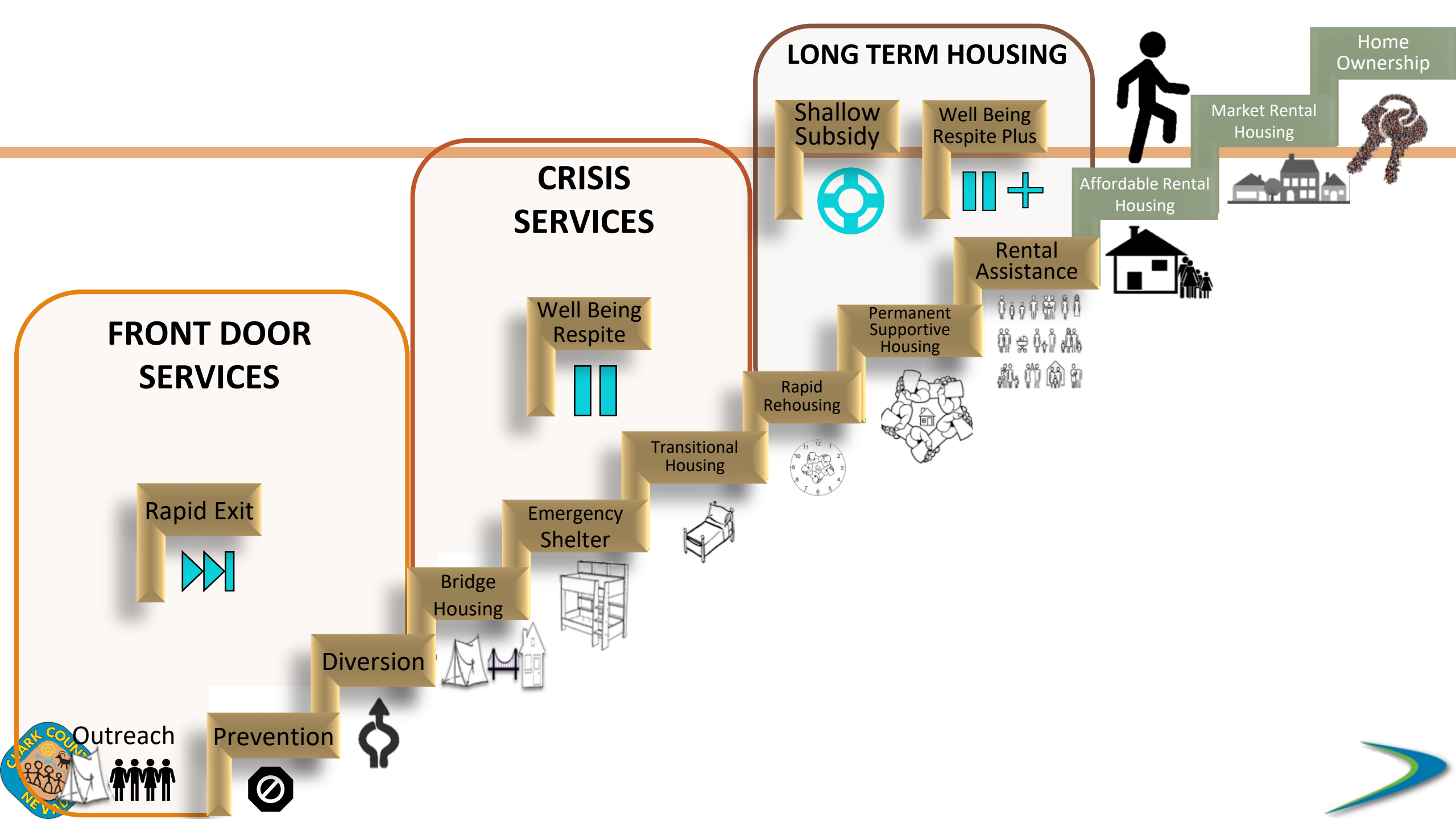
- Housing prices grew over **150%** since 2012
- Growth mirrors that of the State of Nevada overall
- Owner-occupied housing unit rate of **53.8%**

May 2021 — Clark County \$339K



Sources: Zillow Home Values Index, US Census QuickFacts





Currently using Prevention \$

SSVF Rapid Resolution

Prevention

Diversion

Rapid Exit

-14 Days

-1 Day

Day 0





+1 Day

+30 Days

Housing Problem Solving Conversation



LONG TERM HOUSING

	RAPID REHOUSING 	PERMANENT SUPPORTIVE HSG 	SHALLOW SUBSIDY 	WELL BEING RESPITE PLUS 
What We Need	4,000 beds	2,400 beds	1,300 beds	230beds
What We Have	1,700 beds	2,280 beds (1,480 VA dedicated)	0	0
Unmet Need (GAP)	2,300 beds	800 Non-VA beds	1,300 beds	230 beds
Funding Gap (calculated for 5 years)	\$59,800,000	\$120,000,000	\$31,200,000	\$57,000,000
Yearly Maintenance year 6 and after	\$0	\$24,000,000	\$6,240,000	\$11,400,000

Next Steps

- County web page on Rescue Plan Act will have latest information and helpful links
- More workshops and town halls this week and next
- Community and Stakeholder Surveys open this week
- Pre-applications for Rescue Plan funding to be available Wednesday July 14, due July 26
- County will begin to evaluate and prioritize based on Federal rules, County priorities and community input
- Programs / projects best aligned with County objectives will be asked to provide a more detailed application
- Initial August 31 County Rescue Plan will broadly discuss initiatives planned leaving room for more collaboration and study



What are Clark County's
greatest areas of need?

Notes

Discussion

