

# Clark County American Rescue Plan Act



July 20, 2021  
Health and Infrastructure



Management  
Partners



# Purpose

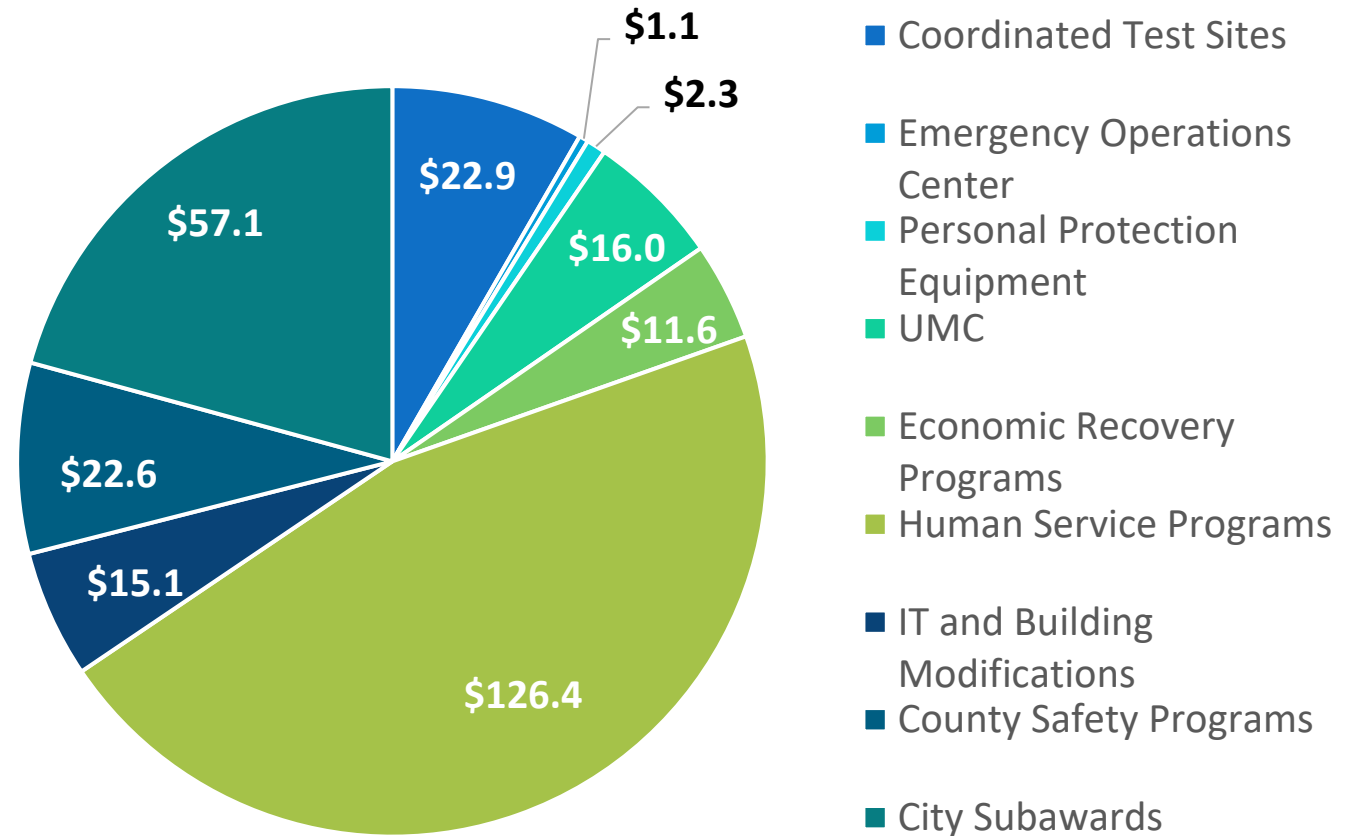
- Review American Rescue Plan Act (ARPA)
- Review Clark County demographics and pandemic impacts
- Identify community needs and opportunities
- Discuss community priorities for ARPA funds in the areas of health and infrastructure



# Previous Use of Federal Funds as of January 2021

- CARES Act passed in March 2020
  - Allocated \$150 billion to state and local governments
  - Total of \$31.7 million in rental assistance funds awarded to Clark County
- Clark County received and allocated over **\$275 million** in federal funding

Total Dollars through December 30, 2020 in millions



# Key Outcomes of Previous Uses of Federal Funding

## Financial Assistance

- 27,000 households received rental assistance
- 63,400 utility accounts paid
- 1,300 eviction mitigation referrals
- 314 evictions mitigated

## Basic Needs Assistance

- 2.1 million meals/food to individuals and households
- 5,200 distance learning services
- 4,400 households provided rent and/or utility assistance
- 5,900 individuals and households provided counseling services
- 248 individuals provided shelter services



# Key Outcomes of Previous Uses of Federal Funding

## Congregate Care

- 4,200 bed days provided
- 358 individuals sheltered
- 180 medical services provided
- 12,600 meals provided
- 100% occupied as of December 31, 2020

## Emergency Leasing and Shelter

- 48,800 bed days provided
- 760 individuals and households housed
- 290 medical services provided
- 146,400 meals provided
- 105% occupied as of December 31, 2020





# About the American Rescue Plan Act (ARPA)

- ✓ Signed into law by President Biden on March 11, 2021
- ✓ Provides \$1.9 trillion in funding over the next several years to help the US recover from the COVID-19 pandemic
- ✓ Clark County to receive **\$440 million** from ARPA over the next two years
  - ✓ First interim report due August 31, 2021



# Approved Uses of Funding

## 1. Public Health

- COVID-19
- Behavioral Health
- Payroll

## 2. Economic Impacts

- Households
- Public Sector
- Hardest-Hit Communities
- Small Businesses and Nonprofits

## 3. Revenue Loss

## 4. Premium Pay for Essential Workers

## 5. Water, Sewer and Broadband Infrastructure



# More Specifics on Public Health and Infrastructure Funding Options – Fundamental and Costly

## Health

- COVID-19 Response
- Medical access for vulnerable populations
- Capital investments and adaptations to public facilities such as hospitals and clinics
- Behavioral and mental health services
- Improvements to the design and execution of health and public health services

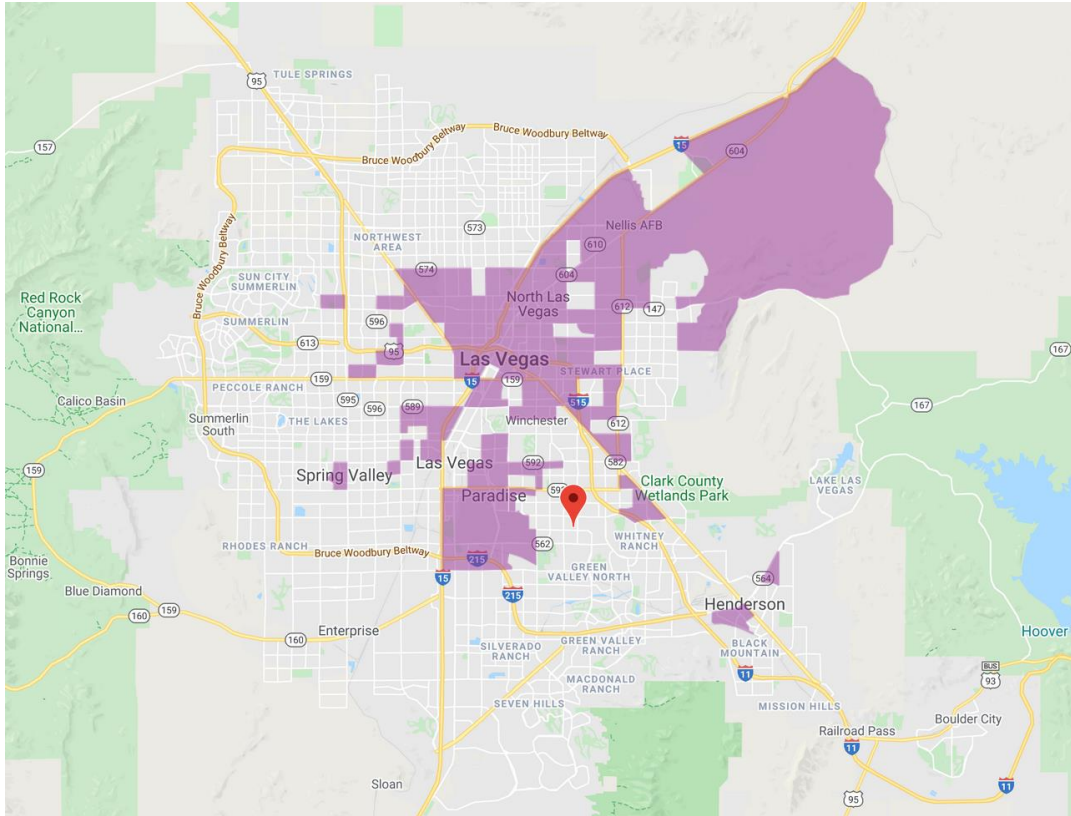
## Water, Sewer and Broadband Infrastructure

- Wide eligibility for water and sewer projects following Clean Water Act provisions
- Encourages projects which address climate change
- Broadband improvements for unserved or underserved areas
- Fiber optic investments eligible
- Encourages project labor agreements and community benefits through prevailing wage payment





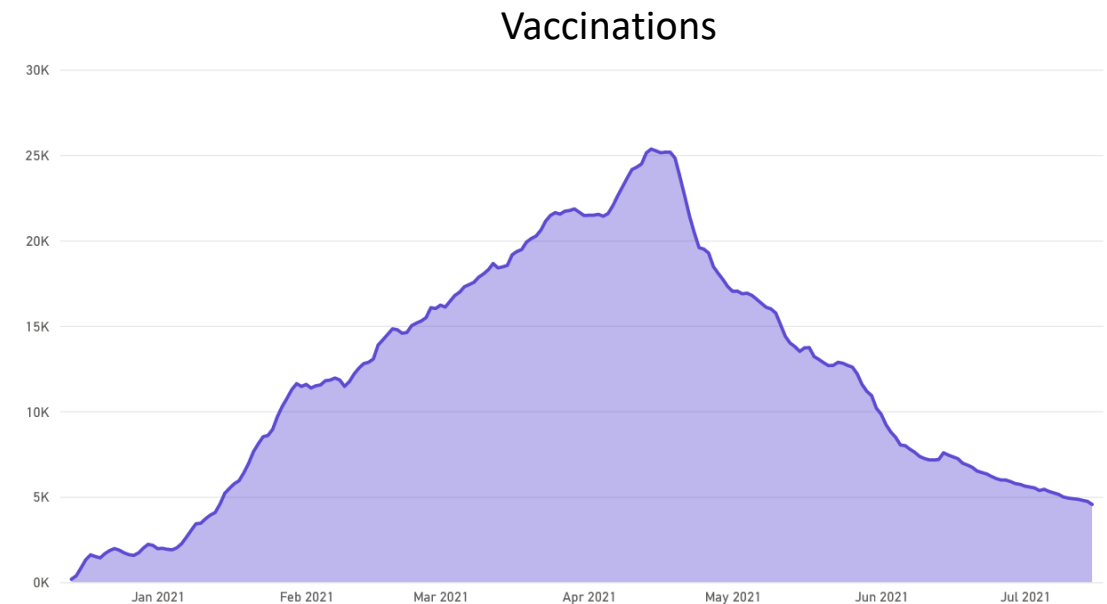
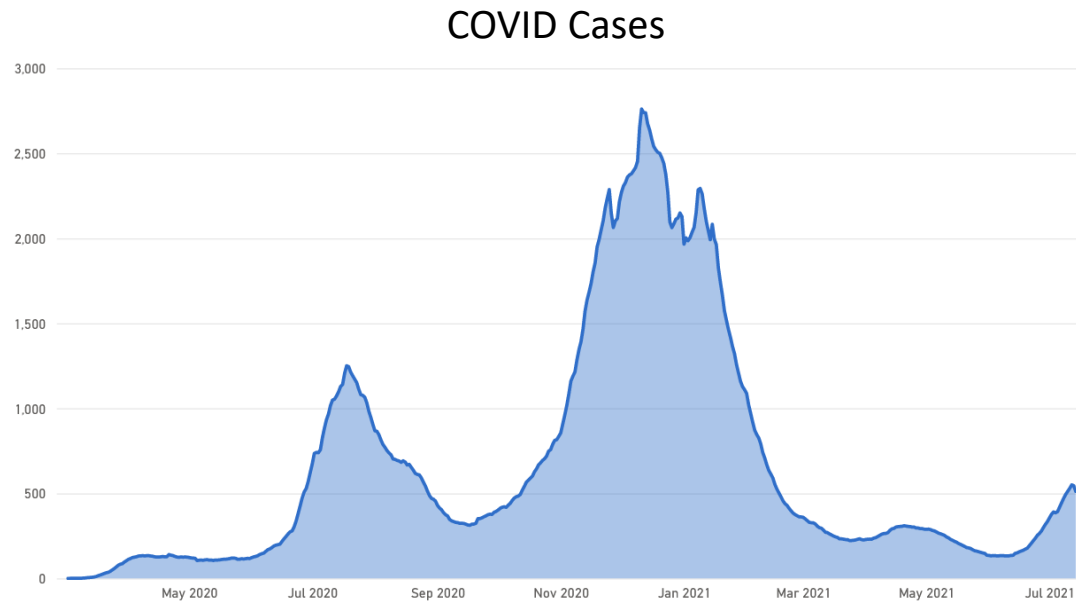
# More Uses are Authorized in Qualified Census Tracts (QCT)



- Half (50%) or more of households with incomes below 60% of the Area Median Gross Income or a poverty rate of 25% or more
- Expanded uses of ARPA funding within QCTs
  - Address Educational Disparities
  - Invest in Housing and Neighborhoods
  - Promote Healthy Childhood Environments

# Impacts of the Pandemic

# Public Health Impacts of COVID-19



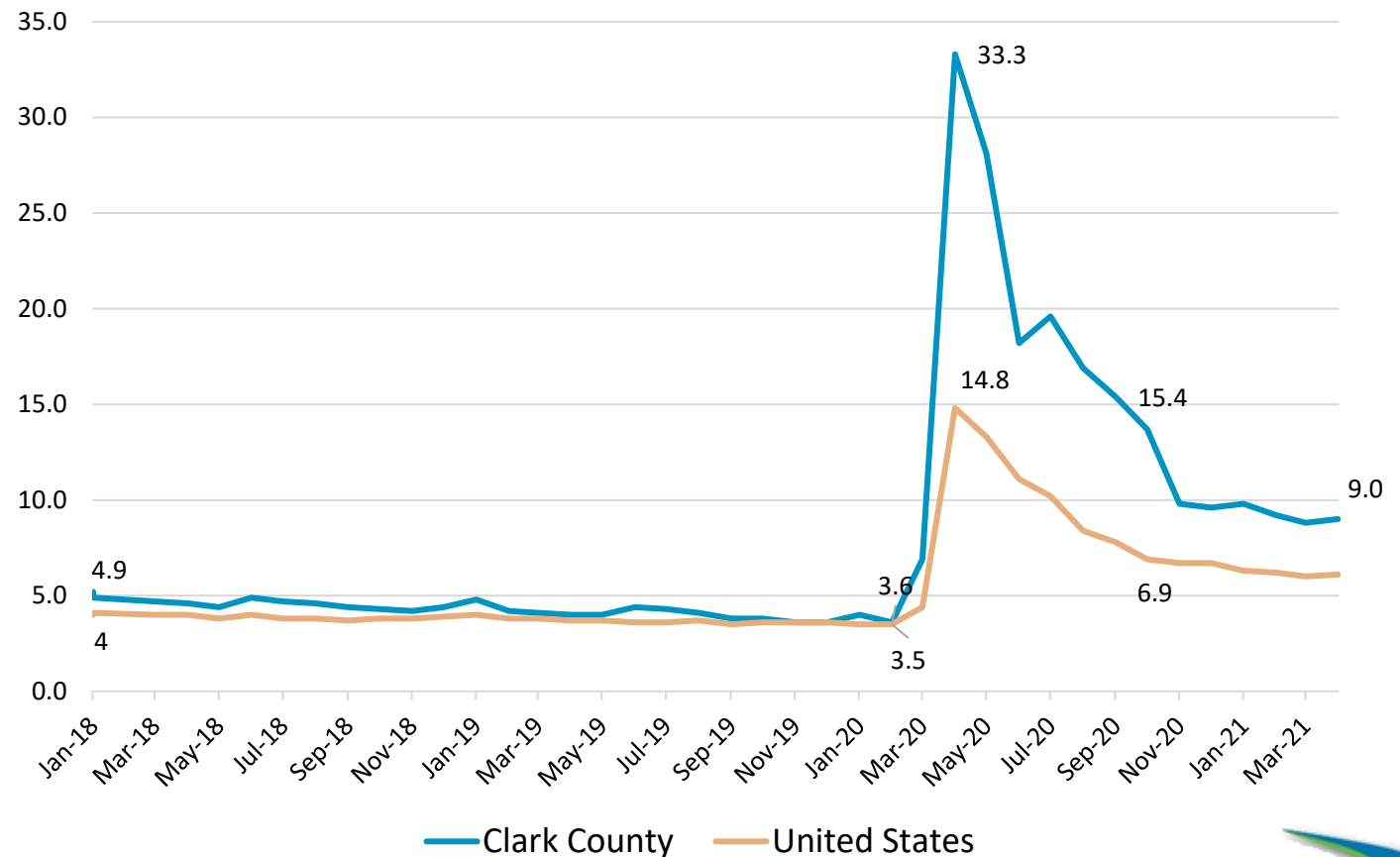
- ✓ Cases declining since peak in December 2020, but recent rise in early July
- ✓ As of June 28, 2021, population age 12 and over were **45.03% vaccinated**



# Unemployment

- Unemployment rate has been declining since March 2020, but not yet to pre-pandemic levels
- Unemployment rate reached more than **double the national rate** in Spring 2020 and is still higher than the national rate
- Clark County has **lower average weekly wages** than national average
  - U.S. = \$1,339
  - Las Vegas Area = \$1,141
- Tourism business in Las Vegas is returning quickly, with major organizations like Cirque du Soleil resuming operations this summer

Clark County and U.S. Unemployment



# Services Provided by Clark County

- Public Safety
- Courts, Elections and Jails
- Community and Economic Development
  - Small Business Support
- Fire Prevention
- Family Services
  - Childcare
  - Adoption and Foster Care
- Social Services
  - Housing Assistance
  - Financial Assistance
  - Continuum of Care
- Parks and Recreation
- Public Works
- Water
- *Healthcare provided by Southern Nevada Health District*





# County Priorities

- **Safe & Secure Communities**
  - Sustain Clark County's place as a safe community to live, work and play for all residents and visitors.
- **Collaborative Community Engagement**
  - Collaborate with the public to encourage inclusive community-based problem solving and boost involvement.
- **Serving the Community**
  - Treat every interaction as an opportunity to welcome the public and deliver outstanding and respectful service.
- **Strong Communities**
  - Cultivate resources and services that promote safe, nurturing and stable communities where people prosper.
- **Affordable and Livable Communities**
  - Create a community where residents have access to stable and affordable housing, support services & economic opportunities.
- **Connecting the Community**
  - Deliver a comprehensive, reliable and connected transportation network to move people efficiently, economically and safely.



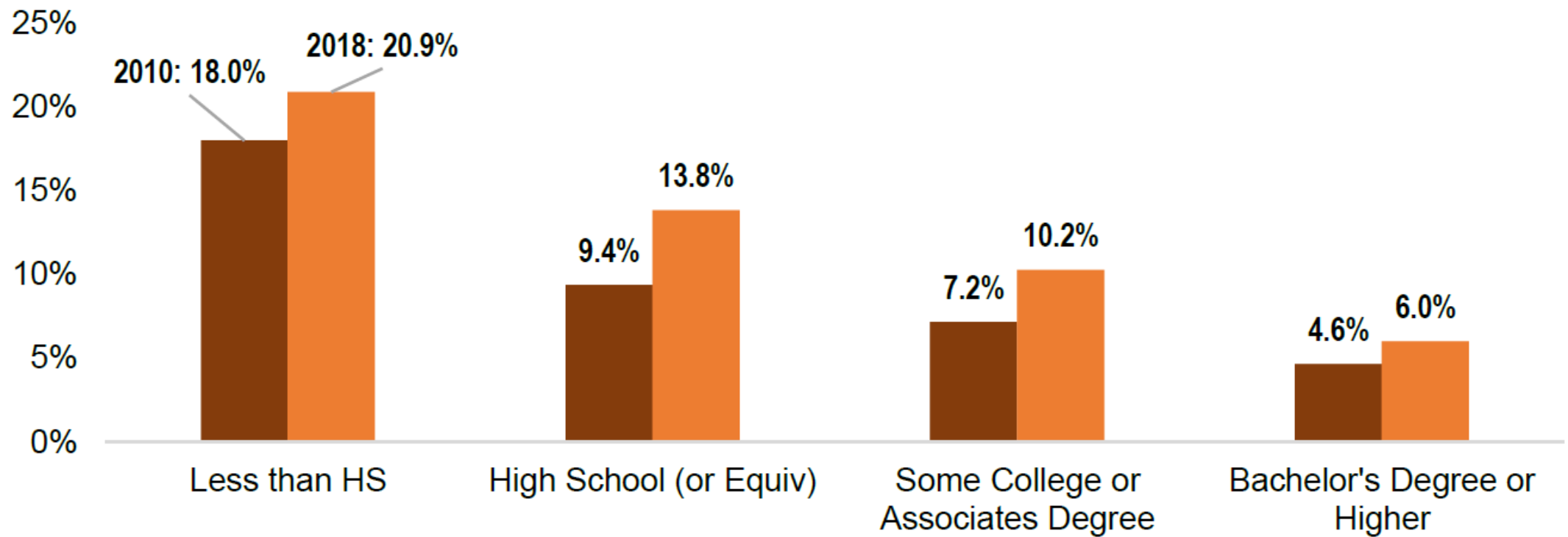
# County Demographics

- Population: **2,266,715**
- Population change, 2010 to 2019: **+16.2%**
- Median household income: **\$59,340**
- Percent with bachelor's degree or higher, age 25+: **24.5%**

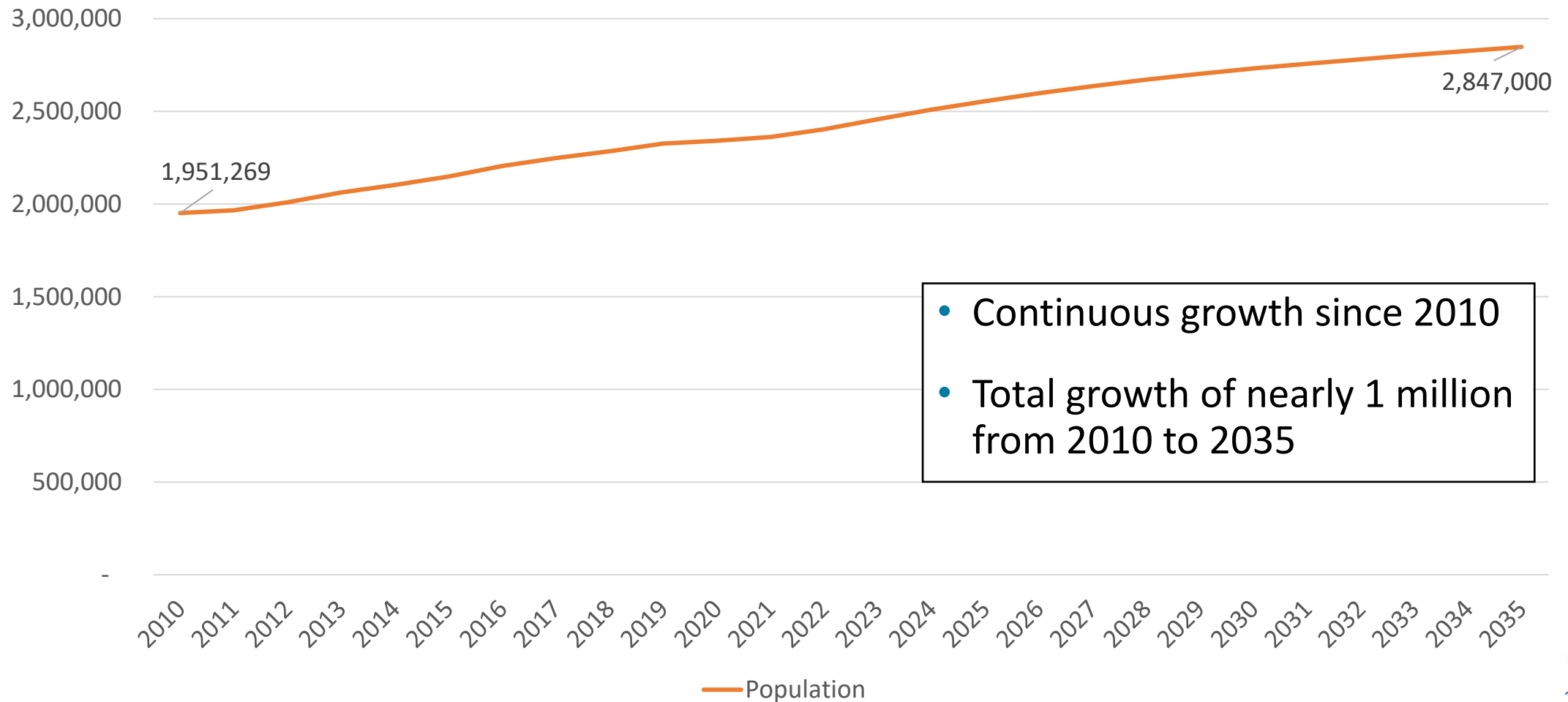
| Race/Ethnicity                             | Percent |
|--|---------|
| Black or African American                  | 13%     |
| American Indian and Alaska Native          | 1%      |
| Asian                                      | 10%     |
| Native Hawaiian and Other Pacific Islander | 1%      |
| Two or More Races                          | 5%      |
| Hispanic or Latino                         | 32%     |
| White alone, not Hispanic or Latino        | 42%     |



# County Poverty Rate by Education Level



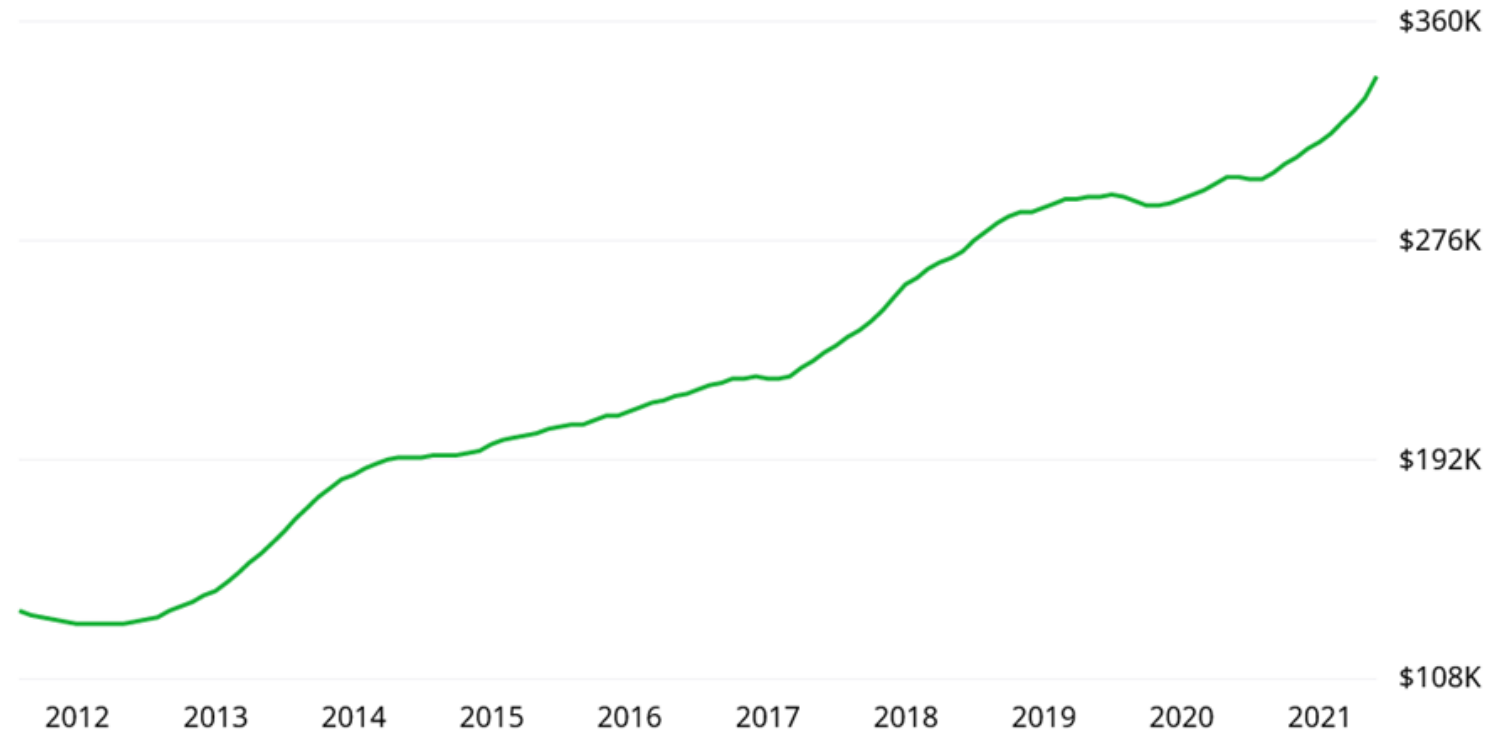
# Population Growth – Forecast through 2035



# Housing Overview

- Housing prices grew over **150%** since 2012
- Growth mirrors that of the State of Nevada overall
- Owner-occupied housing unit rate of **53.8%**

May 2021 — Clark County \$339K



Sources: Zillow Home Values Index, US Census QuickFacts





# Next Steps

- County web page on Rescue Plan Act will have latest information and helpful links
- More workshops and town halls this week and next
- Community and Stakeholder Surveys open this week
- Pre-applications for Rescue Plan funding to be available Wednesday July 14, due July 26
- County will begin to evaluate and prioritize based on Federal rules, County priorities and community input
- Programs / projects best aligned with County objectives will be asked to provide a more detailed application
- Initial August 31 County Rescue Plan will broadly discuss initiatives planned leaving room for more collaboration and study

